

**FLOERA CERAMICS PRIVATE LIMITED**  
**RAJAHMUNDRY, ANDHRA PRADESH**

**BALANCESHEET AS ON 30.06.2016**

(Amount in Rs.)

PARTICULARS	Notes	As at 30th June, 2016	As at 31st March, 2016
<b>EQUITY AND LIABILITIES</b>			
<b>Shareholders' Funds</b>			
Share Capital	1	1000,00,000	1000,00,000
Share Application Money		275,11,980	275,11,980
Reserves and Surplus	2	-	-
<b>Non-current Liabilities</b>			
Other Long-term liabilities	3.1		
Long term provisions	3.2		
Deferred Tax Liability (Net)			
<b>Current Liabilities</b>			
Trade Payables	4.1		
Other Current Liabilities	4.2	1,69,828	4,02,565
Short-term provisions	4.3	-	6,034
<b>TOTAL</b>		<b>1276.81.808</b>	<b>1279.20.579</b>
<b>ASSETS</b>			
<b>Non-current Assets</b>			
Fixed Assets			
Tangible Assets			
Intangible Assets	5.1	643,74,878	11,73,198
Capital Work-in-Progress		10,55,676	
Deferred Tax Asset (Net)			
Long term Loans and advances	6		
Other Non-Current Assets	7	50,82,881	50,74,922
<b>Current Assets</b>			
Current Investments	8.1		
Trade Receivables	8.2		
Cash and Cash Equivalents	8.3	554,97,585	1201,47,791
Short term Loans and Advances	8.4	9,41,700	
Other Current Assets	8.5	7.29.088	15.24.668
<b>TOTAL</b>		<b>1276.81.808</b>	<b>1279.20.579</b>
<b>Summary of significant accounting policies</b>	1		
<b>Notes on Financial statements</b>			

For and on behalf of the Board

Director  
For Floera Ceramics Private Limited

*M.V. Visalakshi*

Director

Director  
For Floera Ceramics Private Limited

*[Signature]*

Director

Place: **RAJAHMUNDRY**  
Date: **5.8.16**

**FLOERA CERAMICS PRIVATE LIMITED**  
**RAJAHMUNDRY, ANDHRA PRADESH**

**STATEMENT OF PROFIT AND LOSS FOR THE YEAR ENDED 31ST MARCH, 2016**

		(Amount in Rupees)	
	Notes	30th June, 2016	31st March, 2016
<b>Revenue</b>			
Revenue from Operations	9	-	-
Other Income	10	15,16,823	27,33,175
<b>Total Revenue</b>		<b>15,16,823</b>	<b>27,33,175</b>
<b>Expenses</b>			
Employee Benefits expense	11	-	1,09,641
Finance Costs	12	-	-
Depreciation & Amortisation Expense	13	15,24,782	64,69,388
Other expenses	13	-	-
<b>Total Expenses</b>		<b>15,24,782</b>	<b>64,69,388</b>
<b>Profit before Exceptional, Extraordinary items &amp; Taxation</b>		(7,959)	(38,45,854)
Exceptional items		-	-
<b>Profit before Extraordinary items &amp; Taxation</b>		(7,959)	(38,45,854)
Extra ordinary items		-	-
<b>Profit before Taxation</b>		(7,959)	(38,45,854)
Tax Expense:		-	-
Current Tax		-	-
Deferred Tax Charge / (Credit)		-	-
<b>Profit/(Loss) for the period from continuing operations</b>		(7,959)	(38,45,854)
Profit/ (Loss) from discontinuing operations		-	-
Tax expense of discontinuing operations		-	-
<b>Profit/(Loss) from discontinuing operations (after tax)</b>		-	-
<b>Profit for the period</b>		(7,959)	(38,45,854)
Basic / Diluted Earnings Per Share (Face value of Rs.100 each)			
<b>Summary of significant accounting policies</b>			
The accompanying notes are an integral part of the financials statements.			

For and on behalf of the Board

For Floera Ceramics Private Limited

*M. V. Visalakshi*  
 Director

For Floera Ceramics Private Limited

*[Signature]*  
 Director

Place: *RAJAHMUNDRY*  
 Date: *5-8-14*

**FLOERA CERAMICS PRIVATE LIMITED**  
RAJAHMUNDRY, ANDHRA PRADESH


**Notes to the Accounts for the year ended 30th JUNE, 2016**

(Figures in Rs)

	30th June, 2016		31st March, 2016	
<b>1 Share Capital</b>				
<b>Authorised</b>				
10,00,000 Equity Shares of Rs.100/- each		1000,00,000		1000,00,000
<b>Issued, Subscribed and Paid-up</b>				
10,00,000 Equity Shares of Rs.100/- each fully paid up.		1000,00,000		1000,00,000
		1000,00,000		1000,00,000
		1000,00,000		1000,00,000

**a. Reconciliation of the number of shares outstanding**

	No. of Shares	30th June, 2016	No. of Shares	31st March, 2016
<b>Equity Shares</b>				
Number of equity shares at the beginning of the Year	9,000	9,00,000	9,000	9,00,000
Equity shares issued during the year	9,91,000	991,00,000	9,91,000	991,00,000
Less Shares bought back during the year	-	-	-	-
<b>Number of equity shares at the end of the Year</b>	<b>10,00,000</b>	<b>1000,00,000</b>	<b>10,00,000</b>	<b>1000,00,000</b>
<b>b. Terms and rights attached to equity shares</b>				
The Company has only one class of equity shares having a face value of Rs10 per share. Each holder of the equity shares is entitled to one vote per share.				
<b>c. Shares held by holding/ ultimate holding company and/or their subsidiaries/ associates</b>				
Out of the equity shares issued by the Company, shares held by its holding company, ultimate holding company and their subsidiaries/associates are as below:				
<b>Equity shares held by Holding company Nil</b>				
<b>d. Aggregate number shares issued for consideration other than cash during the period of five years immediately preceding the reporting date</b>	Nil		Nil	
<b>e. Aggregate number of Bonus shares issued during the period of five years immediately preceding the reporting date</b>	Nil		Nil	
<b>f. Details of shareholders holding more than 5% shares in the company</b>				
Kajaria Ceramics Ltd	51%	51000000	51%	51000000
Kajaria Ceramics Ltd				
Amit Chaturvedi	7.8%	7800000	7.8%	7800000
Ruchita Chaturvedi	6%	6000000	6%	6000000
M Rama Raiu				
M V Visalakshi				



FLOERA CERAMICS PRIVATE LIMITED

Notes to the Accounts for the year ended 30th JUNE, 2016

2 Reserves and Surplus		(Figures in Rs)	
	30th June, 2016	31st March, 2016	
Other Reserves:			
General Reserve	-	-	-
As per last Balance Sheet	-	-	-
Surplus as per Profit and Loss account			
As per last Balance Sheet		-	-
Add: Profit / (Loss) for the year	-	-	-
		-	-



**FLOERA CERAMICS PRIVATE LIMITED**

Notes to the Accounts for the year ended 30th JUNE, 2016

(Figures in Rs)

	30th June, 2016	31st March, 2016
<b>3 Non-Current Liabilities</b>		
<b>3.1. Other Long term Liabilities</b>		
<b>3.2 Long term Provisions</b>		
a. Provision for Employee Benefits:		
Provision for Gratuity		
Provision for Leave Entitlement		
b. Others - Fee Payable		



**FLOERA CERAMICS PRIVATE LIMITED**

Notes to the Accounts for the year ended 30th JUNE, 2016

(Figures in Rs)

	30th June, 2016	31st March, 2016
<b>4. Current Liabilities</b>		
<b>4.1. Short Term Borrowings</b>		
<b>Secured</b>		
<b>Unsecured</b>		
Loans from Related Parties	-	-
	-	-
<b>4.2. Trade Payables</b>		
Trade Payables		
	-	-
<b>4.3. Other Current Liabilities</b>		
Current maturities of :		
Long-term borrowings		
Advance received from Customers	25,728	
Others:		
Cook's Contract Charges Payable	13,000	
Security Deposit-Others		
Salaries Payable	32,400	18,410
Provident Fund Payable	-	
Legal and Professional Charges Payable	5,200	
TDS Payable	18,800	2,29,897
Expenses Reimbursable/Payable	-	82,155
Rent payable	47,700	48,000
Retainer Fee Payable	27,000	24,103
	1,69,828	4,02,565
<b>4.4. Short-term Provisions</b>		
Provision For Taxation		
Provision for Employee Benefits:		
Provision for Gratuity		
Provision for Leave Entitlement		
Others ( specify nature )- Charges Payable	-	6,034
	-	6,034



FLOERA CERAMICS PRIVATE LIMITED  
Notes to the Accounts for the year ended 30th JUNE, 2016

5. Fixed Assets  
5.1. Tangible

(Figures in Rs)

	GROSS BLOCK			DEPRECIATION			NET BLOCK		
	As at March 31, 2016	 Additions during the year	 As at June 30, 2016	As at March 31, 2016	For the year	Deletion/ adjustmen	As at June 30, 2016	As at June 30, 2016	As at March 31, 2016
Computers	15,300	-	2,71,115	-	-	-	-	2,71,115	15,300
Land	-	624,05,625	624,05,625	-	-	-	-	624,05,625	-
Plant and Equipment	44,425	3,37,313	3,81,738	-	-	-	-	3,81,738	44,425
Furniture and Fixture	8,50,793	1,16,988	9,69,781	-	-	-	-	9,69,781	8,50,793
Office Equipments:	2,62,680	83,939	3,46,619	-	-	-	-	3,46,619	2,62,680
Leasehold Improvements	-	-	-	-	-	-	-	-	-
Communication Equipments	-	-	-	-	-	-	-	-	-
	<b>11,73,198</b>	<b>632,01,680</b>	<b>643,74,878</b>	-	-	-	-	<b>643,74,878</b>	<b>11,73,198</b>
Previous Year	-	-	-	-	-	-	-	-	-



**FLOERA CERAMICS PRIVATE LIMITED**

Notes to the Accounts for the year ended 30th JUNE, 2016

(Figures in Rs)

	30th June, 2016	31st March, 2016
<b>6. Long term Loans and Advances</b> (Unsecured, considered good unless stated otherwise)		
Capital Advances		
Security Deposits - considered good		
Interest accrued on Deposits		
Others:		
Balance with Statutory/Government Authorities		
Pre-paid Expenses		
	-	-
<b>7. Other Non-Current Assets</b>		
Micellanoous expenses to the extent of not written off Unsecured	(38,53,813)	(38,45,854)
Long-term Trade Receivables		
Preliminary Expenses	(12,29,068)	(12,29,068)
Preoperative Expenses		
	-	-
	(50,82,881)	(50,74,922)

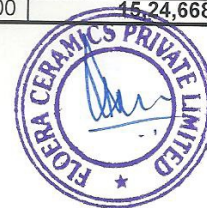




**FLOERA CERAMICS PRIVATE LIMITED**  
**Notes to the Accounts for the year ended 30th JUNE, 2016**

(Figures in Rs)

	30th June, 2016	31st March, 2016
<b>8. Current Assets</b>		
<b>8.1 Current Investments</b>		
Unquoted		0
Investments in Mutual Funds	-	0
	-	0
<b>8.2. Trade Receivables</b>		
(Unsecured, considered good unless stated otherwise)		
Exceeding six months:		
Considered Good	-	-
Considered Doubtful	-	-
Less: Provision for Doubtful Debts	-	-
Others		
Considered Good	-	-
	-	0
<b>8.3. Cash and Cash Equivalents</b>		
Balances with Banks:		
On Current accounts	88,44,863	109,43,113
On Deposit account	465,00,000	1090,00,000
Cash on Hand	1,52,722	2,04,678
	554,97,585	1201,47,791
<b>8.4. Short Term Loans and Advances</b>		
(Unsecured, considered good unless stated otherwise)		
Advance Income Tax (Net of Provisions)	-	-
Taxes and Duties paid in advance	-	-
Subsidy Receivable	-	-
FDR Deposit	-	-
Prepaid Expenses	-	-
Advances to employees	-	-
Advance to suppliers	-	-
Taxes and Duties paid in advance	-	-
( Unsecured , Considered doubtful )	-	-
Specify	9,41,700	-
Less: Provision for Doubtful Advances	-	-
	9,41,700	1090,00,000
<b>8.5 Other Current Assets</b>		
Accrued Income		-
Advance For Land	-	1,00,000.00
Advance	-	-
TDS	5,29,088.00	3,77,405.00
Loans & Advances	-	10,47,263.00
Others	2,00,000.00	-
	7,29,088.00	15,24,668.00




**FLOERA CERAMICS PRIVATE LIMITED**

Notes to the Accounts for the year ended 30th JUNE, 2016

(Figures in Rs)

	30th June, 2016	31st March, 2016
<b>9. Revenue from Operations</b>		
Sale of Products	-	-
Subsidies from Central / State Government	-	-
Scrap Sales	-	-
<b>10. Other Income</b>		
Interest Income		
Discount	15,16,823	27,31,575
Other Non Operating Income:		1,600
Less : Trasferred to Pre operative Expenses	-	-
	<b>15,16,823</b>	<b>27,33,175</b>



**FLOERA CERAMICS PRIVATE LIMITED**
**Notes to the Accounts for the year ended 30th JUNE, 2016**

(Figures in Rs)

	30th June, 2016	31st March, 2016
<b>11. Employee Benefits Expenses</b>		
Salaries and Wages	-	21,151.00
Contribution to Provident and Other Funds	-	-
Staff Welfare expenses	-	88,490.00
Gratuity	-	-
Less : Transferred to Preoperative Expenses	-	-
	-	1,09,641.00
<b>12. Finance Cost</b>		
Interest	-	-
Bank Charges	-	-
	-	-
<b>13. Other Expenses</b>		
Printing & stationery	23,661	58,940
Bank Charges	82	443
Power and Fuel	-	3,205
Rent	1,55,400	1,13,600
Repairs and Maintenance:		
Plant and Machinery	-	-
Office	-	-
Vehicles	23,195	85,731
Office supplies	-	970
Rates and Taxes	-	-
Insurance	-	-
Travelling and Conveyance	-	-
Legal and Professional	-	16,49,163
Transportation and logistics charges	-	11,90,800
Bandwidth charges	-	31,950
Loss on sale of Assets	-	-
Auditors' Remuneration:		
Audit Fees including Limited Review Fees	-	50,000
Taxation Matters	-	-
Other Services	-	-
For Reimbursement of expenses	-	-
Provision for Doubtful Debts/ Advances/ Deposits	-	-
Miscellaneous	-	39,245
Business Promotion Expenses	-	900
Contour Survey	-	1,20,500
Cook Charges	36,400	19,034
Entertainment Expenses	6,200	800
Fees & License	-	13,06,350
Internet & Telephone Charges	-	2,000
Land Stone Charges	-	20,000
Loading & Unloading	-	2,300
Project Report Charges	-	7,50,000
Retainers Fee	-	58,966
Stamp Duty & Registration Fee	-	1,21,700
Conveyance	-	8,42,791
Advertising Exp	2,02,067	-
Bhoomi Pooja Exp	9,63,313	-
Canteen Exp	-	-
Computer Maintenance	54,520	-
Consultance fee	-	-
Room Maintenance	59,784	-
Pooja Exp	160	-
Site Formation Exp	-	-
Site Maintenance	-	-
Tranferred to Pre Operative Expenses	-	-
	<b>15,24,782</b>	<b>64,69,388</b>

