

EXPERIENCE THE LIMITLESS BEAUTY OF

THE ULTIMA

TILE COMPANY FROM THE HOUSE OF

#INDIA'S NO.1 GVT BRAND 1200X2400 MM CATALOGUE



Kajaria
ETERNITY



INDIA'S NO.

1

GVT BRAND



THE ULTIMA 1200x2400 mm

Kajaria
ETERNITY
INDIA'S NO.1 GVT BRAND

The right technology always makes the world a better place.

In the world of tiles, Continua Plus is one such technology.

• HIGHLIGHTS •

- Fully Automatic Pressing Technology to produce large slabs •
- Superior surface flatness when compared to conventional pressing •
- Consistent and homogeneous density •
- Greater body strength and flexibility due to uniform roller pressing •
- Unequalled shine, perfect slab planarity •



ABOUT ETERNITY

Welcome to the world of superior tiles: Kajaria Eternity, a spectacular range of glazed vitrified tiles. Designed by master European craftsmen, their designs are contemporary, yet evoke a feeling of timelessness.

These tiles possess high flexural and breaking strength, making them very strong. Almost 100% non-porous they do not allow water to seep through. The toughest global standards are followed to create a quality product that lasts for eternity.



Sikandrabad, Uttar Pradesh

Beautifully Elegant.
Technically Superior.

Features



Scratch Resistant



Stain Resistant



Fire Resistant



High Abrasion Resistant



Easy Installation



Chemical Resistant



0 % Water Absorption



9mm Thickness



Thermal Resistant



Zero Maintenance



Easy To Clean



High Flexural Strength

Adding a sense of elegance to every space, without any compromise on durability and usability is at the heart of Ultima. Choose from stunning designs to lend a stunning aura to any usage area, with the assurance of knowing that it'll last for years to come.

EMBRACE THE BIG IN YOU

The Ultima Slabs that redefine opulence.

What's better than getting more than what you're looking for?

With extra-large slabs in question, this is the ultimate answer.

Besides covering a wider surface area, The Ultima are technical body slabs crafted with state-of-the-art digital printing technology - a first in the industry. Their large size ensures enhanced continuity in design, giving your living space a larger than life look.

Finishes

Inspired by the beauty of nature, 1200x2400 mm Ultima tiles offer the perfect fit for every aesthetic design choice to be elevated to the next level. Available in seven elegant finishes that bring out classic patterns, they're perfect to add style and sophistication to any space.



SUPERWHITE

With an 'L' value of more than 94, these striking white tiles promise the whitest finish available in India.



PREMIUM POLISH — THE MOST PREMIUM transparent glaze that ensures a graphic and unparalleled sharpness, giving it a high definition retina image.



POLISH

The high-shine tiles of India, these have a Reflective Index Value of more than 103%. You can almost use it as a mirror.



BLISS

These are decor tiles which come with an emboss feel. Made using high quality special glaze and a digital machine, they have a unique texture which gives line/arrow punch effect.



BEYOND

A luxury series in tile design, with the most premium surface. These tiles are developed with advanced digital technology. Almost Zero Surface Reflection, with wider possibilities of tonalities and intensity, and the finest integration of designs and elegance.



BOLD

As suggested by the descriptor 'bold', this finish has a rock like effect. With the use of special technique and digital glaze machine, these special effects are created to give a real life stone effect.



MATT

Matt — with a sophisticated matt finish and high durability, these tiles can withstand heavy footfall and yet, they're easily maintained.



4 UNIQUE SIZES, 4 DISTINCT FINISHES WITH STYLISH GRAPHICS



STUNNING FINISHES



POLISH

A SPECTACULAR MIRROR LIKE EFFECT IS WHAT YOU GET IN THIS SUPERIOR FINISH. THE BRILLIANT POLISH LOOK IS ACHIEVED WITH HIGH QUALITY GLAZE, THAT HAS REFLECTIVE INDEX VALUE OF MORE THAN 100%. IT ENHANCES IMAGE SHARPNESS AND CREATES A RICH AND TRUE COLOR LOOK.

THIS FINISH IS MADE FOR A LUXURIOUS WORLD AND IS THE MOST PREMIUM FINISH. DEVELOPED WITH ADVANCED DIGITAL TECHNOLOGY, IT HAS A SMOOTH SURFACE WITH ALMOST ZERO SURFACE REFLECTION. IT'S A FINE BALANCE OF DESIGN AND ELEGANCE.

BEYOND

BOLD

AS SUGGESTED BY THE DESCRIPTOR 'BOLD', THIS FINISH HAS A ROCK LIKE EFFECT. WITH THE USE OF SPECIAL TECHNIQUE AND DIGITAL GLAZE MACHINE, THESE SPECIAL EFFECTS ARE CREATED TO GIVE A REAL LIFE STONE EFFECT.



BLISS

THESE ARE DÉCOR TILES WHICH COME WITH AN EMBOSS FEEL. MADE USING HIGH QUALITY SPECIAL GLAZE AND A DIGITAL MACHINE, THEY HAVE A UNIQUE TEXTURE WHICH GIVES LINE/ARROW PUNCH EFFECT.

FINISHES AVAILABLE

SIZE	POLISH	BEYOND	BOLD	BLISS
1200X2400MM	✓	✓	✓	✓
1200X1800MM	✓	✓	✓	✓
800X1600MM	✓	✓	✓	✓
1200X1200MM	✓	✓	✓	✓

SATUARIO LUXE

Scan to Interact



SIZE & THICKNESS

1200x2400 | 9 MM

FINISH AVAILABLE
**POLISH | BEYOND
BOLD | *BLISS**

FACES X 4



This tile is available in 1200x1800 in Polish, Bold & Beyond finishes
This tile is available in 800x1600 in Polish, Bold, *Bliss & Beyond finishes
This tile is available in 1200x1200 in Polish & Beyond finishes
* In Bliss line effect is available in this shade.

PAVIT GREY

Scan to Interact



SIZE & THICKNESS

1200x2400 | 9 MM

FINISH AVAILABLE
**POLISH | BEYOND
BOLD | *BLISS**

FACES X 3



This tile is available in 1200x1800 in Polish, Bold & Beyond finishes
This tile is available in 800x1600 in Polish, Bold, *Bliss & Beyond finishes
This tile is available in 1200x1200 in Polish & Beyond finishes
* In Bliss line effect is available in this shade.



LEGACY GREY



Scan to Interact



SIZE & THICKNESS

1200x2400 | 9 MM

FINISH AVAILABLE

**POLISH | BEYOND
BOLD | *BLISS**

FACES X 3



This tile is available in 1200x1800 in Polish, Bold & Beyond finishes
This tile is available in 800x1600 in Polish, Bold, *Bliss & Beyond finishes
This tile is available in 1200x1200 in Polish & Beyond finishes
* In Bliss arrow effect is available in this shade.

LEGACY MARFIL



Scan to Interact



SIZE & THICKNESS

1200x2400 | 9 MM

FINISH AVAILABLE

**POLISH | BEYOND
BOLD | *BLISS**

FACES X 3



This tile is available in 1200x1800 in Polish, Bold & Beyond finishes
This tile is available in 800x1600 in Polish, Bold, *Bliss & Beyond finishes
This tile is available in 1200x1200 in Polish & Beyond finishes
* In Bliss arrow effect is available in this shade.



GOZZIO BEIGE

Scan to Interact



SIZE & THICKNESS

1200x2400 | 9 MM

FINISH AVAILABLE
POLISH | BEYOND
BOLD | *BLISS

FACES X 3



This tile is available in 1200x1800 in Polish, Bold & Beyond finishes
This tile is available in 800x1600 in Polish, Bold, *Bliss & Beyond finishes
This tile is available in 1200x1200 in Polish & Beyond finishes
* In Bliss line effect is available in this shade.



GOZZIO BEIGE | POLISH & BEYOND

CARRARA LUXE



Scan to Interact



SIZE & THICKNESS

1200x2400 | 9 MM

FINISH AVAILABLE
SUPERWHITE

BOOK MATCH



Scan to Interact



SIZE & THICKNESS

1200x2400 | 9 MM

FINISH AVAILABLE
SUPERWHITE

FACES X 2



ARBESCATO LUXE



ESSENCE
★★★★★

ONYX BEIGE



Scan to Interact



SIZE & THICKNESS

1200x2400 | 9 MM

FINISH AVAILABLE
SUPERWHITE

FACES X 2



Scan to Interact



SIZE & THICKNESS

1200x2400 | 9 MM

FINISH AVAILABLE
SUPERWHITE

FACES X 2



ONYX BEIGE DECOR






ARABESCATO GREY




SIZE & THICKNESS
1200x2400 | 9 MM

FINISH AVAILABLE
PREMIUM POLISH

FACES X 2



CHARCOAL NERO



SIZE & THICKNESS
1200x2400 | 9 MM


FINISH AVAILABLE
PREMIUM POLISH

FACES X 3






GRAN TERRIZMO



SIZE & THICKNESS
1200x2400 | 9 MM

FINISH AVAILABLE
PREMIUM POLISH

FACES X 3



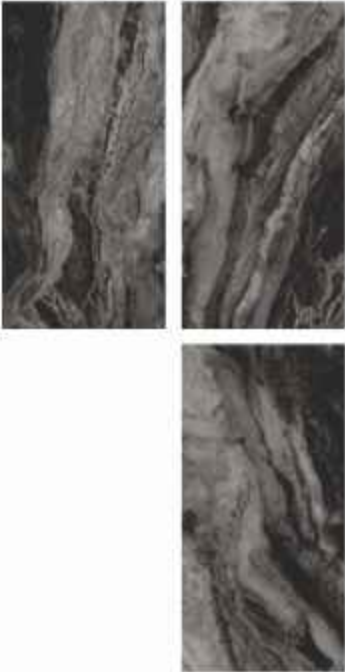
MOUNTAIN GREY



SIZE & THICKNESS
1200x2400 | 9 MM


FINISH AVAILABLE
PREMIUM POLISH

FACES X 3





BELGIUM BLACK



SIZE & THICKNESS
1200x2400 | 9 MM

FINISH AVAILABLE
PREMIUM POLISH

FACES X 3



ELTON NERO



SIZE & THICKNESS
1200x2400 | 9 MM

FINISH AVAILABLE
PREMIUM POLISH

FACES X 2





LEXUS BLACK



SIZE & THICKNESS
1200x2400 | 9 MM

FINISH AVAILABLE
PREMIUM POLISH

FACES X 3



RIVERIA GRIS



SIZE & THICKNESS
1200x2400 | 9 MM


FINISH AVAILABLE
PREMIUM POLISH

FACES X 3





FUSION NERO



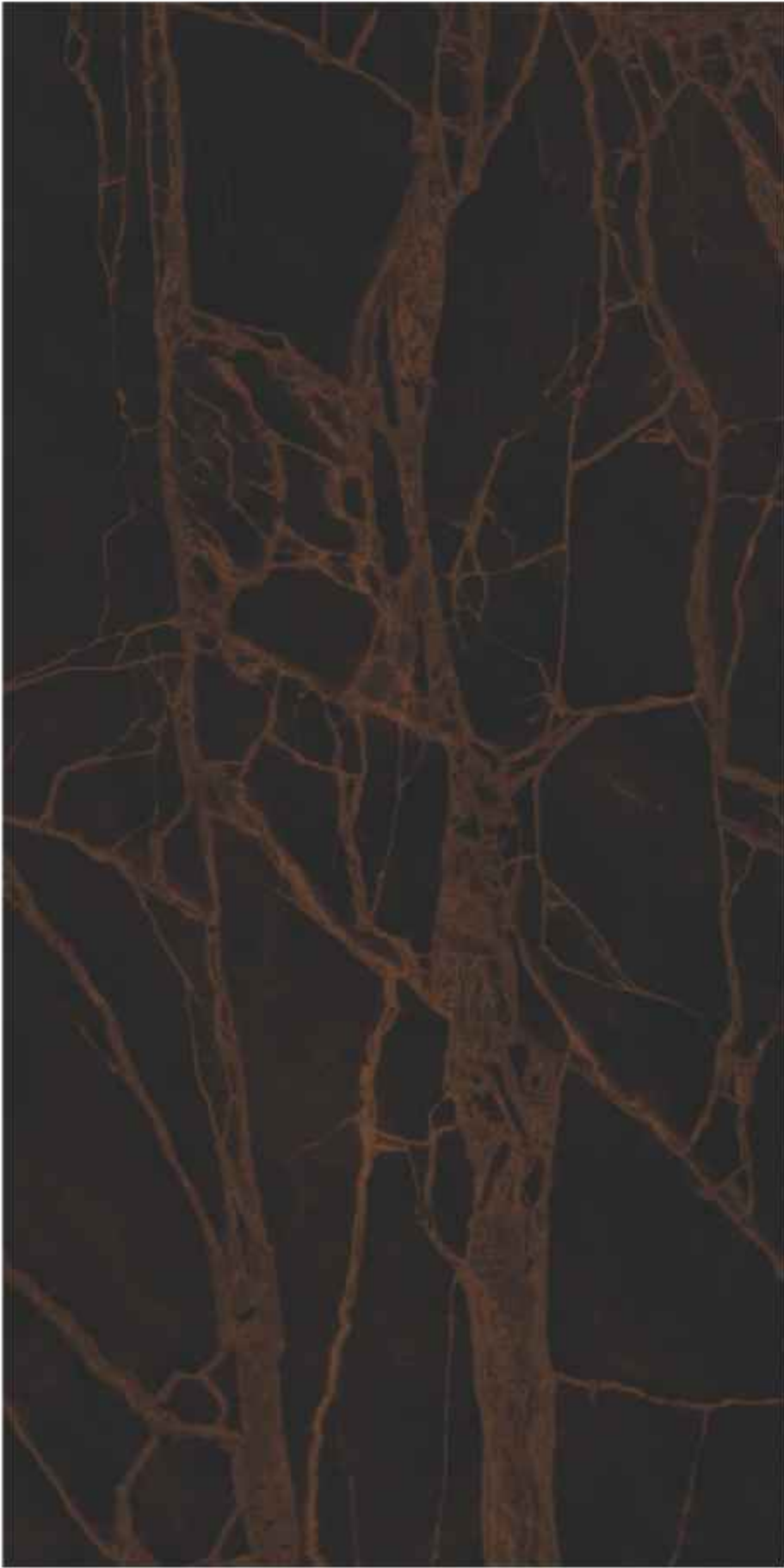
SIZE & THICKNESS
1200x2400 | 9 MM

FINISH AVAILABLE
PREMIUM POLISH

FACES X 2



SAHARA GOLD



SIZE & THICKNESS
1200x2400 | 9 MM

FINISH AVAILABLE
PREMIUM POLISH

FACES X 3






PIETRA BRONCE



SIZE & THICKNESS
1200x2400 | 9 MM

FINISH AVAILABLE
PREMIUM POLISH

FACES X 3




PARADISE AZUL



SIZE & THICKNESS
1200x2400 | 9 MM

FINISH AVAILABLE
PREMIUM POLISH

FACES X 3





COMFORT ZONE

HR
LUXURY RESORT
SPA

ONYX VERDE



SIZE & THICKNESS
1200x2400 | 9 MM

FINISH AVAILABLE
PREMIUM POLISH

FACES X 2



BIANCO WHITE



SIZE & THICKNESS
1200x2400 | 9 MM

FINISH AVAILABLE
POLISH

FACES X 3





CALACUTTA BLACK



Scan to Interact



SIZE & THICKNESS

1200x2400 | 9 MM

FINISH AVAILABLE
POLISH

FACES X 3



ARABESCATO SILVER



Scan to Interact



SIZE & THICKNESS

1200x2400 | 9 MM

FINISH AVAILABLE
POLISH

FACES X 3





GOZZIO SILVER



SIZE & THICKNESS
1200x2400 | 9 MM

FINISH AVAILABLE
POLISH

FACES X 3



GOZZIO GREY



SIZE & THICKNESS
1200x2400 | 9 MM

FINISH AVAILABLE
POLISH

FACES X 3





FAWN GREY



SIZE & THICKNESS
1200x2400 | 9 MM

FINISH AVAILABLE
POLISH

FACES X 3



HORIZON GREY



SIZE & THICKNESS
1200x2400 | 9 MM

FINISH AVAILABLE
POLISH

FACES X 2





MAJESTIC GRIS



SIZE & THICKNESS
1200x2400 | 9 MM

FINISH AVAILABLE
POLISH

FACES X 2



NORDIC GREY



SIZE & THICKNESS
1200x2400 | 9 MM

FINISH AVAILABLE
POLISH

FACES X 3





TORONTO GREY



SIZE & THICKNESS
1200x2400 | 9 MM

FINISH AVAILABLE
POLISH

FACES X 3



METRO MIST



SIZE & THICKNESS
1200x2400 | 9 MM

FINISH AVAILABLE
POLISH

FACES X 3





CHIANTI BEIGE



SIZE & THICKNESS
1200x2400 | 9 MM

FINISH AVAILABLE
POLISH

FACES X 3



CHIANTI GREY



SIZE & THICKNESS
1200x2400 | 9 MM

FINISH AVAILABLE
POLISH

FACES X 3





ASTONIA BEIGE



SIZE & THICKNESS
1200x2400 | 9 MM

FINISH AVAILABLE
POLISH

FACES X 3



ELTON BEIGE



SIZE & THICKNESS
1200x2400 | 9 MM

FINISH AVAILABLE
POLISH

FACES X 2





BRECCIA AZURE



SIZE & THICKNESS
1200x2400 | 9 MM

FINISH AVAILABLE
POLISH

FACES X 3



This tile is available in 1200x1800 in Polish finish
This tile is available in 800x1600 in Polish finish

CREMA MARFIL



SIZE & THICKNESS
1200x2400 | 9 MM


FINISH AVAILABLE
POLISH

FACES X 2





ELEGANCE CREMA




SIZE & THICKNESS
1200x2400 | 9 MM

FINISH AVAILABLE
POLISH

FACES X 2



INTEL CREMA



SIZE & THICKNESS
1200x2400 | 9 MM

FINISH AVAILABLE
POLISH

FACES X 3



This tile is available in 1200x1800 in Polish finish
This tile is available in 800x1600 in Polish finish



PRESTIGE MARFIL



SIZE & THICKNESS
1200x2400 | 9 MM

FINISH AVAILABLE
POLISH

FACES X 2



TRIANA CREMA



SIZE & THICKNESS
1200x2400 | 9 MM

FINISH AVAILABLE
POLISH

FACES X 3





PIETRA BRONCE




SIZE & THICKNESS
1200x2400 | 9 MM

FINISH AVAILABLE
BEYOND

FACES X 3



RESINO GREY



SIZE & THICKNESS
1200x2400 | 9 MM

FINISH AVAILABLE
MATT

FACES X 2



This tile is available in 1200x1800 in Matt finish
This tile is available in 1200x1200 in Matt finish



THE ULTIMA
1200x2400 mm

Kajaria
ETERNITY
INDIA'S NO.1 GVT BRAND

RESINO GRIS

Scan to Interact



SIZE & THICKNESS

1200x2400 | 9 MM

FINISH AVAILABLE

MATT

FACES X 2



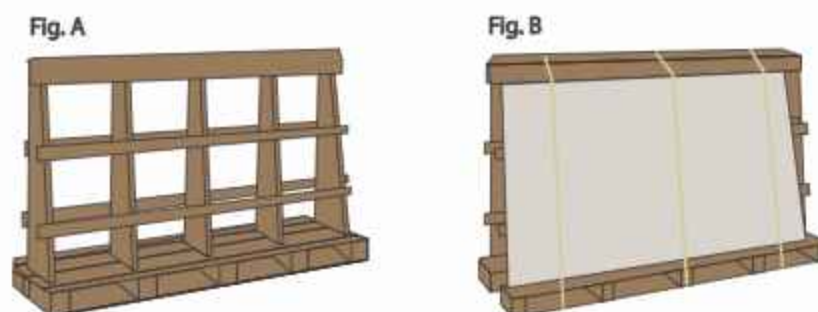
This tile is available in 1200x1800 in Matt finish



RESINO GRIS | MATT

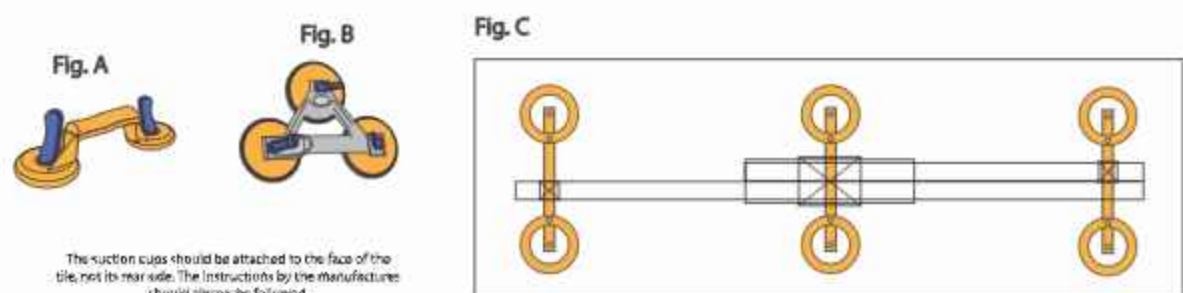
TRANSPORTATION, HANDLING AND STORAGE OF ULTIMA SLAB

When transporting the Ultima slabs, they must be secured properly to avoid storage problems. If the tiles are transported over a short distance, the Ultima slabs should be kept vertically in the vehicle and at back side of slabs there should be proper packing or ply to avoid breakage. If the tiles are transported over a longer distance, they should be kept on an A shape frame, as shown in Fig A and B. With this method, we can avoid any breakage of slabs during transit.



MANUAL HANDLING OF ULTIMA SLAB

When handling Ultima slabs manually, the primary tool used is the regular suction cup (Fig. A and B). Using these, workers can shift the tiles easily.



The suction cups should be attached to the face of the tile, not its rear side. The instructions by the manufacturer should always be followed.

If the surface of the slab is textured, the best way to handle the Ultima slabs manually is by using a Large Format Tile (LFT) Carrier System (Fig. C) with suction cups that hold the tile from all four sides. By using this method, workers can lift or shift the tiles easily without any damage and will require the manpower of two people.

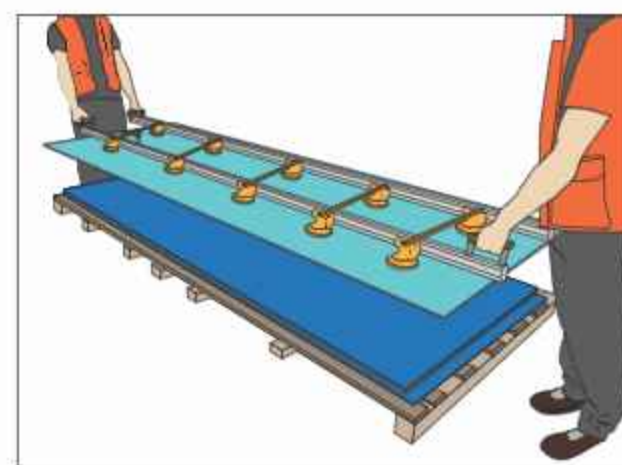


Fig. F

STORAGE

The Ultima slabs should be stored on A shape frame, made up of wood or steel with rubber lining, as shown below.



LAYING & FIXING

a) The Ultima slabs are very heavy, large-sized, and have sharp edges. So, it is important for the people transporting the tiles to wear protective gear like gloves during transportation. We also recommend the use of double or triple suction cups for a firm grip of the tile while ensuring the safety of the operator. Before transporting the tile, it should be thoroughly cleaned to get rid of any dust or moisture and make sure that the grip of the tile is not compromised. Then the suction cups should be placed on the face of the tile and be checked for how well they are stuck to the surface before lifting the tile.

To handle the large-sized slabs like Ultima slabs, we recommend using a special LFT carrier system with four suction cups.

b) The following points should be considered while laying the Ultima slabs:

1. The subfloor or the laying surface should be prepared properly before laying the Ultima slabs. The laying surface should be rigid, non-flexing, and capable of supporting the expected load with minimal or no deflection.
2. A leveled subfloor is extremely important to keep the Ultima slabs from cracking.
3. Provision of proper curing for the subfloor, for around 24 to 48 hours before tiling work.

For internal or external application, it is essential to select the appropriate cement-based, fiber-reinforced or ready-mixed adhesive to ensure that the Ultima slabs are properly fixed.

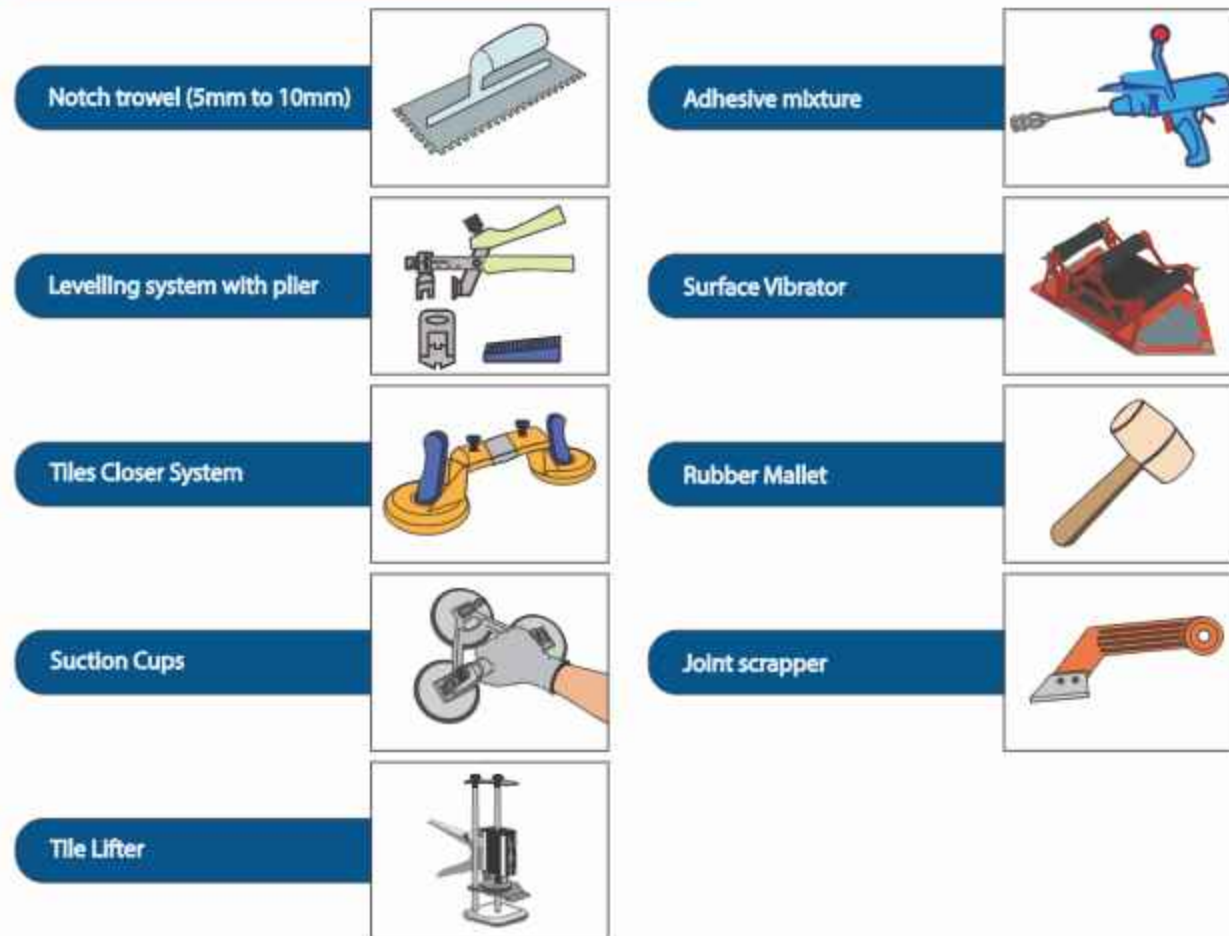


Fig. H

Fig. I

4. Once the subfloor is clean and ready, the adhesive should be spread evenly covering the entire area using a 10x10mm square notch trowel (Fig. G). The adhesive should cover 5cm to 10cm more than the size of the Ultima slabs. The adhesive should always be applied in stripes running parallel with the short edge to remove any air pockets or bubbles.
5. The Ultima slabs require back-buttering due to their large format. Back-buttering means applying a layer of adhesive at the back of the tile using a trowel (Fig. I). The Ultima slabs should be fixed on a handling frame with the use of suction cups in a vertical position, as shown in Fig. C.
6. To apply adhesive on the laying surface, a 10x10mm square notch trowel should be used whereas a 5x5mm square notch trowel should be used for back-buttering.
7. After fixing the Ultima slabs on a handling frame with the use of suction cups in a vertical position, it should be lowered slowly into a horizontal position and firmly pressed into the adhesive along with a surface vibrator or a rubber mallet.
8. Use a levelling system to avoid lippage and give a smooth and even surface at every joint. Levelling systems are available from 1mm to 10mm.
9. A closer system can be used to close the tiles nearer to each other and shift the tile slightly up and down at the time of fixing.
10. The backs of the slabs must be regularly checked to make sure that there is full contact between the adhesive and the tile surface. If a hollow sound is heard during fixing, the tile should be lifted again and provided with extra adhesive at that particular area to give proper strength to the tile.
11. After completing the tiling work, it is recommended to put a protection sheet on tiles until the completion of all civil work. It is recommended that the grouting work be done at the very last, after completing all civil work. We can use sanded grouts with hardener or epoxy grout, depending on the area of usage or as per instructions of the site in-charge.

TOOLS RECOMMENDED FOR ULTIMA SLABS



TILE CUTTING

Mark the portion to be cut out from the ends of the Ultima slab using a pencil. Then, properly position the cutting guide with a cutting carriage so that the references on the guide coincide with the lines marked on the slab. Lock the cutting. Guide with the cutting carriage in place using the suction cups. It is vital to keep the pressure and movement of the cutting carriage constant along the whole length of the cut to ensure correct scoring.

Score one end of the slab by 15cm pushing the cutting carriage towards the edge of the slab. Complete the scoring up to the opposite end of the slab.



CLEANING

CLEANING AFTER LAYING

After laying the Ultima slabs on the floor or wall, it should be cleaned well to remove any residual grouting and the normal dirt acquired from building works.

A cementitious de-scaler can be used for cleaning the joints, as it is mildly acidic and does not emit harmful fumes, ensuring the safety of the user. In case of material laid with epoxy or resinous grouting, it is recommended to clean after laying with specific detergent or tile cleaner.



REGULAR MAINTENANCE

To clean the floor thoroughly, we recommend using a natural detergent with high cleaning power. In case of strong dirt that gets encrusted with time, we recommend consulting the following ways to find the perfect solution to every situation:

TYPE OF DIRT	PRODUCT
Cement, Metal tracer, rust	Cementitious descaler
Residuals, stains and halos of epoxy joints	Epoxy descaler
Grease, tire marks, colours, markers etc.	Non soap degrease
Graffiti	Acetone and anti-graffiti

RECOMMENDATIONS

Drying Process

Once the tiles have been grouted and the excess grout has been cleaned off, it is important to wait till the tiled surface is dried completely before cleaning. The recommended waiting time is 5 days, before cleaning or using the tiled surface.

Protecting from Liquid

The newly tiled surface must be protected from water and moisture while the adhesive and grouting materials are maturing and hardening. This is particularly important for outdoor spaces and areas, where there is a risk of freezing.

Damage Prevention

It is important to protect the newly tiled surface against mechanical or chemical damage resulting from subsequent work carried out by other professionals or due to later installations. Damage can be prevented by covering the floor tiles with thick cardboard or similar material.

Cleaning Products

For the final cleaning of the tiled surface, the products used should be compatible with the chemical resistance of the tiles. Avoid using solid detergents with abrasive particles and solutions containing hydrofluoric acid, which attacks the glaze and causes irreversible damage to the vitrified tile.

PACKING DETAILS

DIMENSIONS (MM)	NO. OF SLABS/BOX	COVERAGE AREA
1200x2400	01	2.88 M ²
1200x1800	02	4.32 M ²
1200x1200	02	2.88 M ²
800x1600	02	2.56 M ²

TECHNICAL SPECIFICATIONS

S.No	Technical Characteristics	* IS 15622:2017, *EN 14411:2016 & ISO 13006:2018 Group B1a (Annex G) Standard's Requirement	Kajaria Eternity Tile's Specifications	Test method
1.	Deviation in length & width	± 0.1 % ± 0.6 %/ ± 0.3 %	± 0.10 %	IS 13630-1 EN ISO 10545-2
2.	Deviation in thickness	± 0.1 % ± 0.5 %/ ± 0.3 %	± 0.05 %	IS 13630-1 EN ISO 10545-2
3.	Deviation in Straightness of sides	± 0.1 % ± 0.5 %/ ± 0.3 %	± 0.10 %	IS 13630-1 EN ISO 10545-2
4.	Deviation in Rectangularity	± 0.1 % ± 0.5 %/ ± 0.3 %	± 0.10 %	IS 13630-1 EN ISO 10545-2
5.	Deviation in Surface Flatness	± 0.5 % ± 0.5 %/ ± 0.4 %	± 0.15 %	IS 13630-1 EN ISO 10545-2
6.	Surface quality	95% of the tiles shall be free from visible defects	95% of the tiles shall be free from visible defects	IS 13630-1 EN ISO 10545-2
7.	Modulus of rupture	Avg. 35 N/mm ² , individual Min 32 N/mm ²	≥ 40 N/mm ²	IS 13630-6 / EN ISO 10545-4
8.	Breaking strength	Minimum 1300 N	≥ 2000 N	IS 13630-6 / EN ISO 10545-4
9.	Bulk Density	Minimum 2.20 g/cc	≥ 2.25 g/cc	IS 13630-2
10.	Glossiness	Manufacture to state the class	Min 5 for Rustic/Matt/Satin Finish Min 90 for Polish Finish	Glossimeter 60 degrees
11.	Water Absorption	≤ 0.08 %, Individual Max 0.1% ≤ 0.5 %, Individual Max. 0.6 %	≤ 0.08 %, Individual Max 0.1% ≤ 0.3 % (Only for 13x80 cm)	IS 13630-2 / EN ISO 10545-3
12.	Resistance to surface abrasion of Glazed tiles	Minimum Class II Report abrasion class and cycles passed	PEI-Class III to Class IV	IS 13630-11 EN ISO 10545-7
13.	Thermal expansion from ambient temperature to 100 °C	Test method available	6x10 ⁻⁶ /°K - Maximum	IS 13630-4 EN ISO 10545-8
14.	Thermal shock resistance	10 cycles Minimum Test method available	10 cycles Minimum	IS 13630-5 EN ISO 10545-9
15.	Moisture expansion	Maximum 0.02 Millimeter/Metre Test method available	Nil	IS 13630-3 EN ISO 10545-10
16.	Crazing resistance (Glazed Tiles)	Passes 4 cycles at 7.5 kg/cm ² Required	Passes 4 cycles at 7.5 kg/cm ²	IS 13630-9 EN ISO 10545-11
17.	Frost resistance	Required	100 cycles Minimum	IS 13630-10 EN ISO 10545-12
18.	Resistance to Household Chemicals & Swimming Pool Salts #	Minimum Class AA Minimum GB	Minimum Class AA Minimum GB	IS 13630-8 EN ISO 10545-13
19.	Resistance to low & high concentration of acids & alkalis #	Manufacturer to state classification	Minimum Class AA Minimum GLB, GH8	IS 13630-8 EN ISO 10545-13
20.	Stain resistance**	Minimum Class 1 Minimum Class 3	Minimum Class 1 Minimum Class 3	IS 13630-8 EN ISO 10545-14
21.	Slipperiness	Test method available	≥ R-9 to R-10 for Rustic/Matt/Satin Finish ≥ R-9 for Polish Finish	DIN 51130:2014
22.	Co-efficient of friction	Manufacture to state the class	≥ 0.32 for Rustic/Matt/Satin Finish ≥ 0.20 for Polish Finish	ISO 10545-17
23.	Scratch hardness of surface(Moh's scale)	Minimum 5 Test method available	Min 6 for Rustic/Matt/Satin Finish Min 5 for Polish/Glazed/Gloss Finish	IS 13630-13 EN 101
24.	Impact Resistance	Minimum 0.55 Test method available	Min 0.55 & No identification of cracking	IS 13630-14 EN ISO 10545-5

Resistance to acids & alkalis (Exception of Hydrofluoric acid & its compounds)

** Vitrified tiles have resistance to most of the stains / chemicals but, it is recommended to take due care while laying and for day-to-day maintenance.


* Applicable in Gailpur plant only.

- Colours in the catalogue are as accurate as printing process allows. Please check actual tile sample before making the final selection.
- Sizes mentioned in the catalogue are nominal sizes only.
- No claim will be entertained once the tiles are fixed.
- For better laying, please follow the instructions on the packaging box.
- In case it is required to lay the tiles on wall or floor in STAGGERED PATTERN, then always lay them in Overlap 20:80 ratio, as shown in VISUAL 1 instead of Brick pattern (overlap 50:50 ratio), as shown in VISUAL 2.

- Please make sure to check the shade/finish with the sales agent/dealer before making the final purchase because there might be variation in actual finish and that shown in the catalogue. The company will not bear any loss in such case.



VISUAL 1



VISUAL 2



EXPERIENCE CENTRE

North

CHANDIGARH:

SCO-8,1st floor, Sector 7C,
Madhya Marg, Chandigarh-160019
Phone: +91-172- 4631417
Mobile: 9779021253, 9779021262

JAIPUR:

G-1, G-2, Aishwarya Tower,
Near Hotel Hawa Mahal, Ajmer Road
Jaipur-302005, Rajasthan
Phone - +91-141 2223425, 9799495766

LUCKNOW:

7, Tajpuria palace, Faizabad Road,
Indira Nagar, Lucknow, Uttar Pradesh
Mobile: 9717795204, 9956252777

South

BANGALORE:

Farah Icon, 119 2nd Floor,
Opp. New Pass Port Kendra, Lalbagh Road,
Bangalore-560027, Karnataka
Mobile: 9008402949, 9008016799

Sales Representative

NORTH

GURGAON:

Mobile: 9971744115, 9717795210,
9717795205

NOIDA:

Mobile: 9717795156, 9717795200,
9717795205

DELHI & FARIDABAD:

Mobile: 9560553304, 9717795029,
9717795192

KUMAON:

Mobile: 7755001348, 7755001349,
9717795202

WESTERN UP:

Mobile: 9717795202, 8800093020,
7755001348

HARYANA:

Mobile: 8295200155, 8295200410

DEHRADUN:

Mobile: 7755001347, 9717795202,
7755001346

LUDHIANA:

Mobile: 9779021270, 9779021267,
9779021264, 9779021255

HIMANCHAL PRADESH:

Mobile: 9779027169, 9779021253

CHENNAI:

Old No.10, New No.46, Montieth Road Above Wait
Rose Super market
Egmore, Chennai - 600008.
Mobile: 9791178678, 9952094333

COIMBATORE:

1st Floor, No.57, Cowley Brown Road, Near Central
Library, R.S. Puram Coimbatore - 641002.
Mobile: 9629944454, 9677708080

COCHIN:

Door No. 48/557-C, MN Square
Near Gold Souk, NH By-Pass, Vyttila,
Cochin 682019, Kerala
Mobile: 9995868863, 9746473684, 7303663188

HYDERABAD:

#3 - 143, 1st Floor, Nirvana Building,
Kavuri Hills, Police Station Opp.Road, Madhapur
Hyderabad - 500081, Telangana
Mobile: 9000304996, 9000304992, 9000005383,
7680000890, 9000304997, 9100062713, 8287905851

West

MUMBAI:

Ground & 1st Floor,
Suraksha Ace, Near JB Nagar
Metro Station, Andheri
Kurla Road, Chakala, Andheri (East),
Mumbai - 400059
Mobile: 8968586560, 9987789500

PUNE:

2nd Floor, Grace Platina,
Opp.Kumar Pacific Mall,
Shankar Seth Road,Pune - 411042
Mobile: 9730088497, 9730088493

SOUTH

ANDHRA PRADESH:

Mobile: 9000300790, 8287905851

VIJAYWADA:

Mobile: 7827993473, 9000300790

CALICUT:

Mobile: 7303663188

HUBLI:

Mobile: 9008017863

BILASPUR:

Mobile: 7898028779, 9981528088

BHOPAL:

Mobile: 9981528092

INDORE:

Mobile: 9630025576, 9981528089

WEST

AURANGABAD:

Mobile: 8600992620, 9730088497

GOA:

Mobile: 7028018708

NASIK:

Mobile: 8600992620, 9730088497,
7028030538

AHMEDABAD:

Mobile: 9998804440, 8511581725

NAGPUR:

Mobile: 9987538689, 9730088497

MANGALORE:

MOBILE: 9900075960

PONDICHERRY:

MOBILE: 9677255644

TRIVANDRUM:

MOBILE: 9995868863

JAMMU & KASHMIR:

Mobile: 9906906622, 9086411081

VARANASI:

Mobile: 9794865554, 9005095500

EAST

ASSAM:

Mobile: 9311299711, 9903234184

BIHAR:

Mobile: 9771458963, 9892408080

JHARKHAND:

Mobile: 9934011406, 8882918981

ORISSA:

Mobile: 9937185338, 9937285865,
8882918983

WEST BENGAL / KOLKATA:

Mobile: 9007011022, 9007011028,
9007062814

CENTRAL

CHHATTISGARH:

Mobile: 9981528088

RAIPUR:

Mobile: 9758598467, 9981528088

INDEX

4DX	
GOZZIO BEIGE	19
LEGACY GREY	15
LEGACY MARFIL	16
PAVIT GREY	12
STATUARIO LUXE	11

SUPER WHITE	
ARBESCATO LUXE	22
CARRARA LUXE (B.M)	21
ONYX BEIGE	25
ONYX BEIGE DÉCOR	26

PREMIUM POLISH	
ARBESCATO GREY	29
BELGIUM BLACK	37
CHARCOAL NERO	30
ELTON NERO	38
FUSION NERO	45
GRAN TERRIZMO	33
LEXUS BLACK	41
MOUNTAIN GREY	34
ONYX VERDE	53
PARADISE AZUL	50
PIETRA BRONCE	49
RIVERIA GRIS	42
SAHARA GOLD	46

POLISH	
ARBESCATO SILVER	58
ASTONIA BEIGE	81
BIANCO WHITE	54
BRECCIA AZURE	85
CALACUTTA BLACK	57
CHIANTI BEIGE	77
CHIANTI GREY	78
CREMA MARFIL	86
ELEGANCE CREMA	89
ELTON BEIGE	82
FAWN GREY	65
GOZZIO GREY	62
GOZZIO SILVER	61
HORIZON GREY	66
INTEL CREMA	90
MAJESTIC GRIS	69
METRO MIST	74
NORDIC GREY	70
PRESTIGE MARFIL	93
TORONTO GREY	73
TRIANA CREMA	94

BEYOND	
PEITRA BRONZE	97
MATT	
RESINO GREY	98
RESINO GRIS	101



Kajaria
ETERNITY
 INDIA'S NO.1 GVT BRAND



JUNE - 2024

Toll Free No. : 1800 309 309 | Email : info@kajariaeternity.com | For exports : global@kajariaeternity.com
Website : www.kajariaeternity.com